

homelessness and rough sleeping strategy

Duncan Hall October 2019

Borough Council of
King's Lynn &
West Norfolk

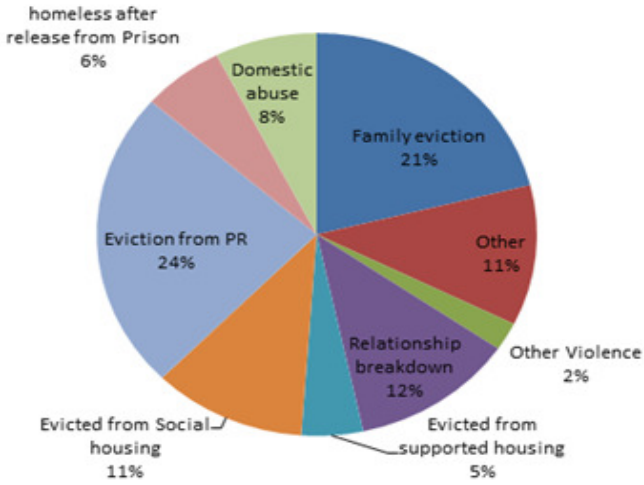


- Assessment and analysis of issue of homelessness and rough sleeping
- Service gaps and strategic actions
- Action Planning
- Monitoring and role of task group



Reasons for homelessness

Reason for approach as homeless or threatened with homelessness Q3 2018-19



Reason for approach as homeless or threatened with homelessness Q3 2018-19

| Row Labels | Sum of Number of households |
|------------------------------------|-----------------------------|
| Family eviction | 28 |
| Other | 15 |
| Other Violence | 3 |
| Relationship breakdown | 16 |
| Evicted from supported housing | 6 |
| Evicted from Social housing | 15 |
| Eviction from PR | 32 |
| homeless after release from Prison | 8 |
| Domestic abuse | 10 |
| Grand Total | 133 |



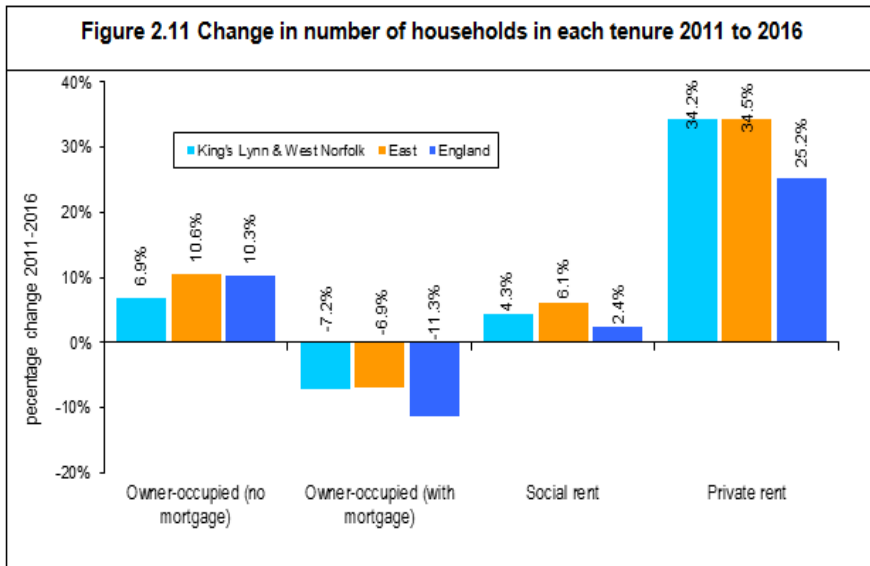
Causes of homelessness

| | |
|-------------------------------------------|---------------|
| Cost of shared room <u>pw</u> | £95 |
| Housing Benefit <u>pw</u> | £55 |
| Shortfall <u>pw</u> | £40 |
| Employment Support Allowance <u>pw</u> | £57.90 |
| Left to live on <u>pw</u> | £17.90 |

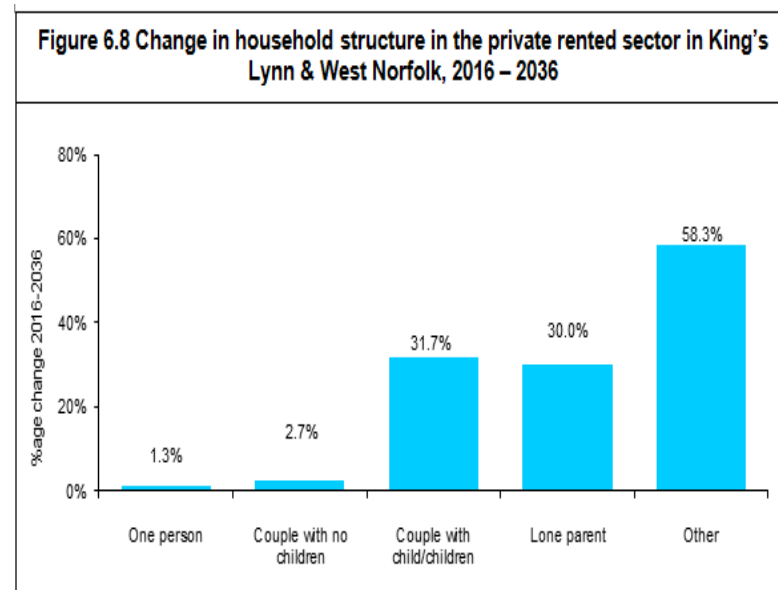
| Year | New Build Affordable Housing completions |
|-------|------------------------------------------|
| 10/11 | 157 |
| 11/12 | 148 |
| 12/13 | 109 |
| 13/14 | 27 |
| 14/15 | 60 |
| 15/16 | 73 |
| 16/17 | 28 (net gain of 24) |
| 17/18 | 29 (net gain 25) 30 RTB= - SAH units |
| 18/19 | 61 |

| Year | Number of lets |
|-------|----------------|
| 07/08 | 859 |
| 08/09 | 711 |
| 09/10 | 948 |
| 10/11 | 828 |
| 11/12 | 919 |
| 12/13 | 658 |
| 13/14 | 816 |
| 14/15 | 823 |
| 15/16 | 641 |
| 16/17 | 571 |
| 17/18 | 548 |
| 18/19 | 479 |

Causes of homelessness



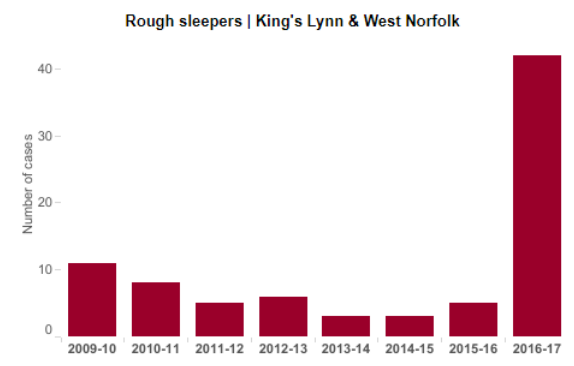
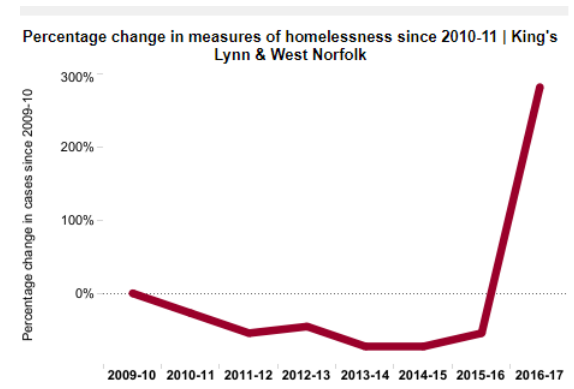
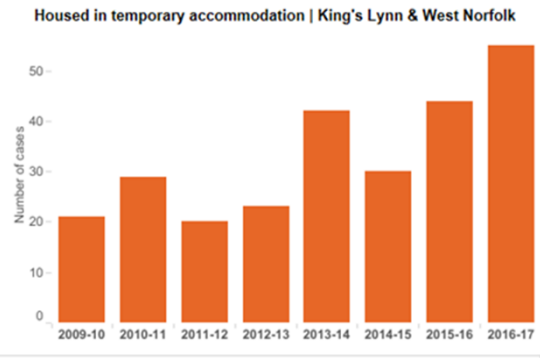
Source: Survey of English Housing 2016, modelled 2011 Census data



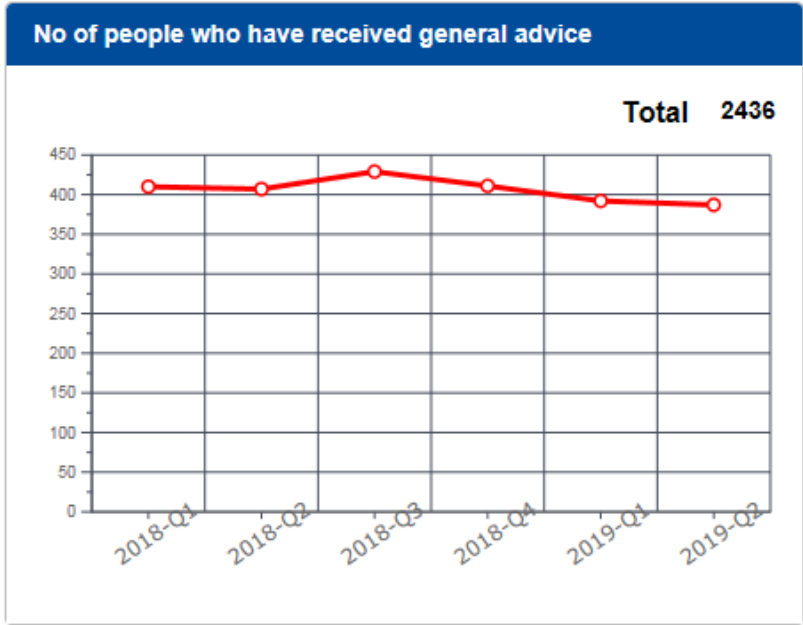
Measures of homelessness

| Measure | 2010/11 | 2011/12 | 2012/13 | 2013/14 | 2014/15 | 2015/16 | 2016/17 | 2017/18 | 2018/19 | Local Authority | B&B spend 2015/16 |
|----------------------------|---------|---------|---------|---------|---------|---------|---------|---------|---------|-----------------|-------------------|
| Bed & Breakfast spend | £16,946 | £13,153 | £4,223 | £5,934 | £18,226 | £12,794 | £40,789 | £16,641 | £45,649 | Breckland | £104,000 |
| | | | | | | | | | | Broadland | £65,000 |
| Deposits / rent in advance | | | | 65 | 55 | 38 | 28 | 14 | 29 | Great Yarmouth | £58,000 |
| | | | | | | | | | | North Norfolk | £78,000 |
| Rough Sleeper Count | 8 | 5 | 6 | 3 | 3 | 5 | 42 | 9 | 5 | Norwich | £100,000 |
| | | | | | | | | | | South Norfolk | £256,000 |

Measures of homelessness



Measures of homelessness



Measures of homelessness

No of people who have received general advice

No of applicants who were deemed already homeless on presentation

No of positive outcomes in relief duty into Social housing

All ▾

No of households prevented from becoming homeless for a minimum of 6 months

No in temporary accommodation - hostel

No in temporary accommodation - bed and breakfast

No of households with a homelessness declaration

No of households accepted as homeless with a need to be rehoused (main housing duty)

Percentage of cases who were offered a prevention and relief duty who remain homeless and are owed no further duty.

No in temporary accommodation - registered provider



Rough Sleeping



Rough Sleeping







Rough Sleeping

Who are the Rough Sleeping Community?

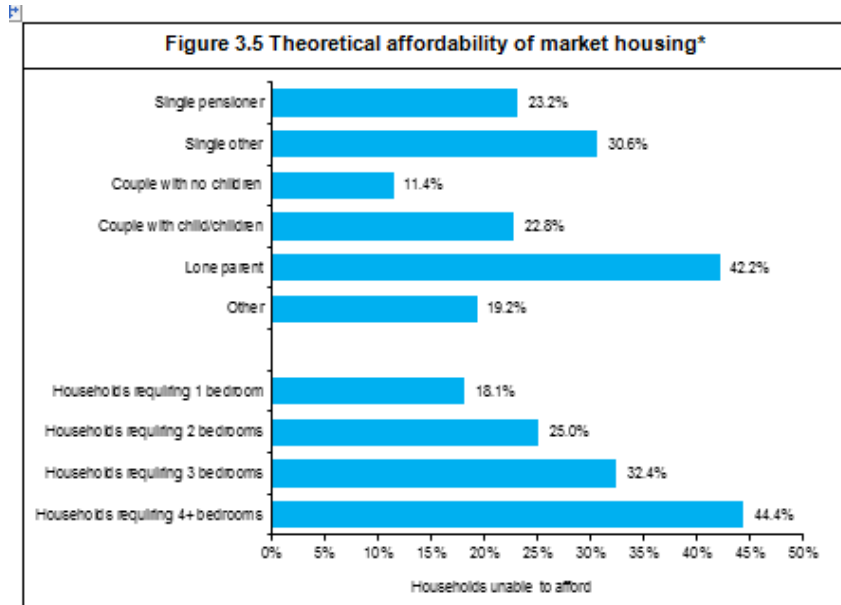
- 2/3rd male 1/3 female
- Multiple disadvantage
- Commonly mental health issues
- Commonly addiction problems
- Most often disengaged



New Legislation

- Helping more single homeless
- 30% increase in resources
- 112 days of additional duty
- Fall in main housing duty numbers
- Invested heavily in software to deal with PHP and H-Clic

Other measures



*Unable to afford both entry-level private rent and entry-level home ownership

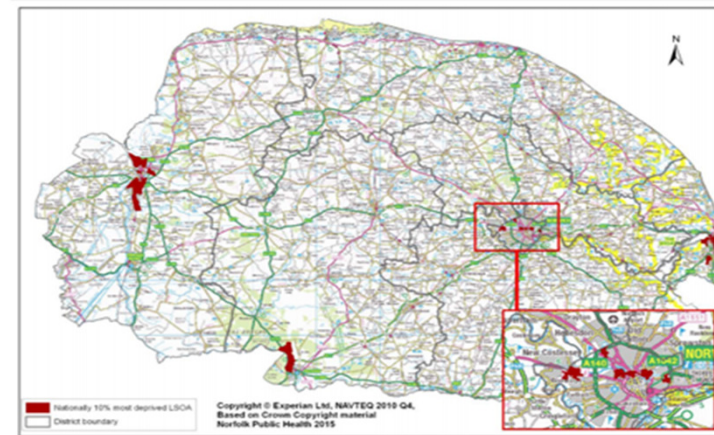


Figure 1 Areas of Norfolk in the 10% most deprived areas nationally (IMD 2010, DCLG)

| District | Number of LSOAs in the nationally most deprived 10% | % population living in the nationally most deprived 10% | Population living in the nationally most deprived 10% | Population (ONS 2013 mid-year estimate) |
|------------------------------|-----------------------------------------------------|---------------------------------------------------------|-------------------------------------------------------|-----------------------------------------|
| Breckland | 1 | 1.7% | 2,273 | 132,587 |
| Broadland | 0 | 0.0% | 0 | 125,499 |
| Great Yarmouth | 13 | 23.1% | 22,572 | 97,796 |
| King's Lynn and West Norfolk | 7 | 8.5% | 12,614 | 148,758 |
| North Norfolk | 0 | 0.0% | 0 | 102,043 |
| Norwich | 8 | 9.3% | 12,649 | 135,893 |
| South Norfolk | 0 | 0.0% | 0 | 127,570 |
| Norfolk | 29 | 5.8% | 50,108 | 870,146 |

Table 1 Population in districts of Norfolk living in the most deprived 10% of areas nationally

Service gaps

- Move on accommodation from hostels/ supported housing and opportunity to utilise government 'Move-on' accommodation grant
- Mental health crisis house provision
- Accommodation for those leaving prison
- Young persons and care leavers
- Range of temporary accommodation offers
- Housing First (supported housing)




Strategic Actions

- Development policies to support investment in Affordable housing/ PRS/ entry level and shared ownership
- Work with RPs on Homes for Cathy initiative
- Co-ordination of new services including rough sleeper outreach service
- Monitor impact of newly commissioned advice services



Eastern Counties



 Follow Shelter Eastern Counties on Twitter

Action plan and monitoring

- Task group
- Ability to influence outside bodies
- Across alternative council activities
- Link with housing supply



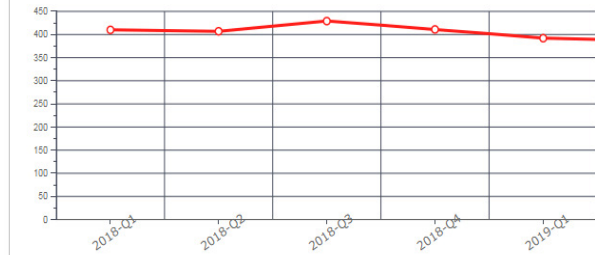
Monitoring

- New web pages
- Measure of impact of new services
- Direct interest

The screenshot shows a vertical navigation menu for the 'Borough Council of King's Lynn & West Norfolk'. The user is logged in as 'Heilo'. The menu items are: TA dashboard, Custom reports (highlighted in pink), HR dashboard, CBL dashboard, Plan dashboard, H-CLIC dashboard, Utility report, Ad-hoc reports, and Logout.

Custom Reports Dashboard

No of people who have received general advice



No of households with a homelessness declaration

